


# Flat Top Pontoon

"PRIORITY"



## Priority

Priority is a double swim-ended, rectangular, flat top deck cargo pontoon. It has two 15m spudlegs for precise position holding and a shallow draft of 0.6m. Suitable for working close to shore and with an excellent deck load capacity & perfect for bulk cargo, heavy plant or a platform for marine construction sites or for additional onsite storage.

### DIMENSIONS


Length: 36.6m  
Beam: 9.2m  
Depth: 2.5m  
Draft (Light): 0.6m

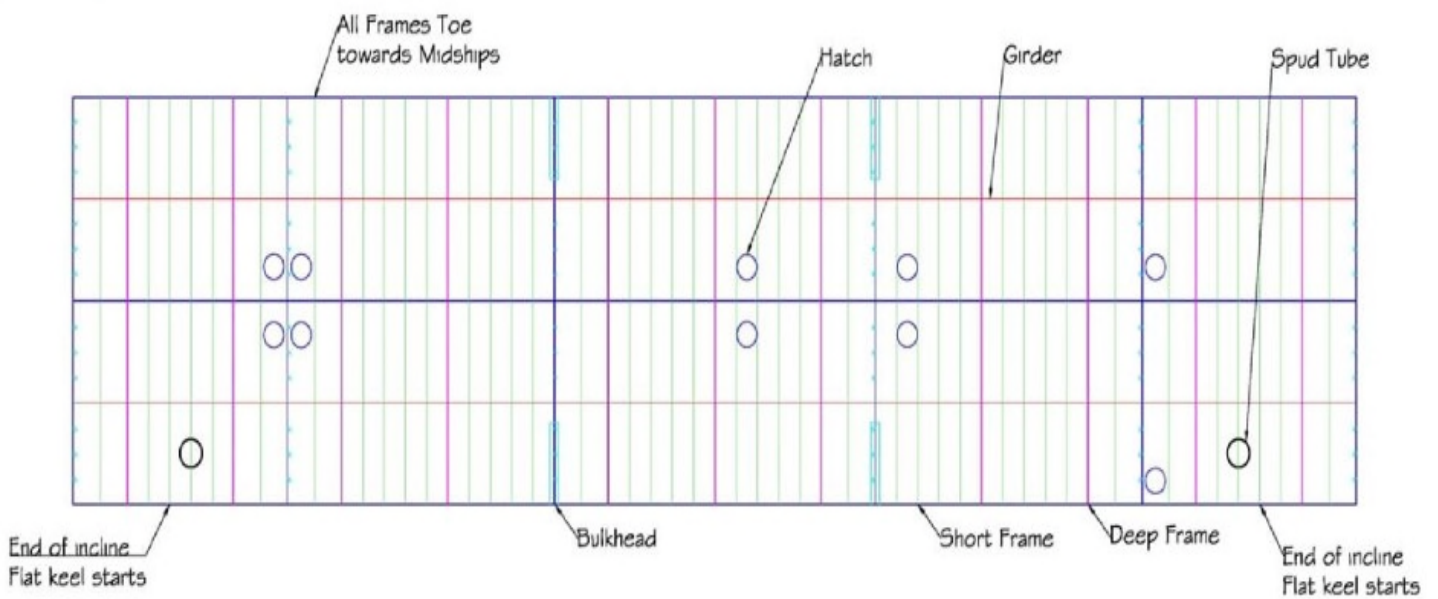
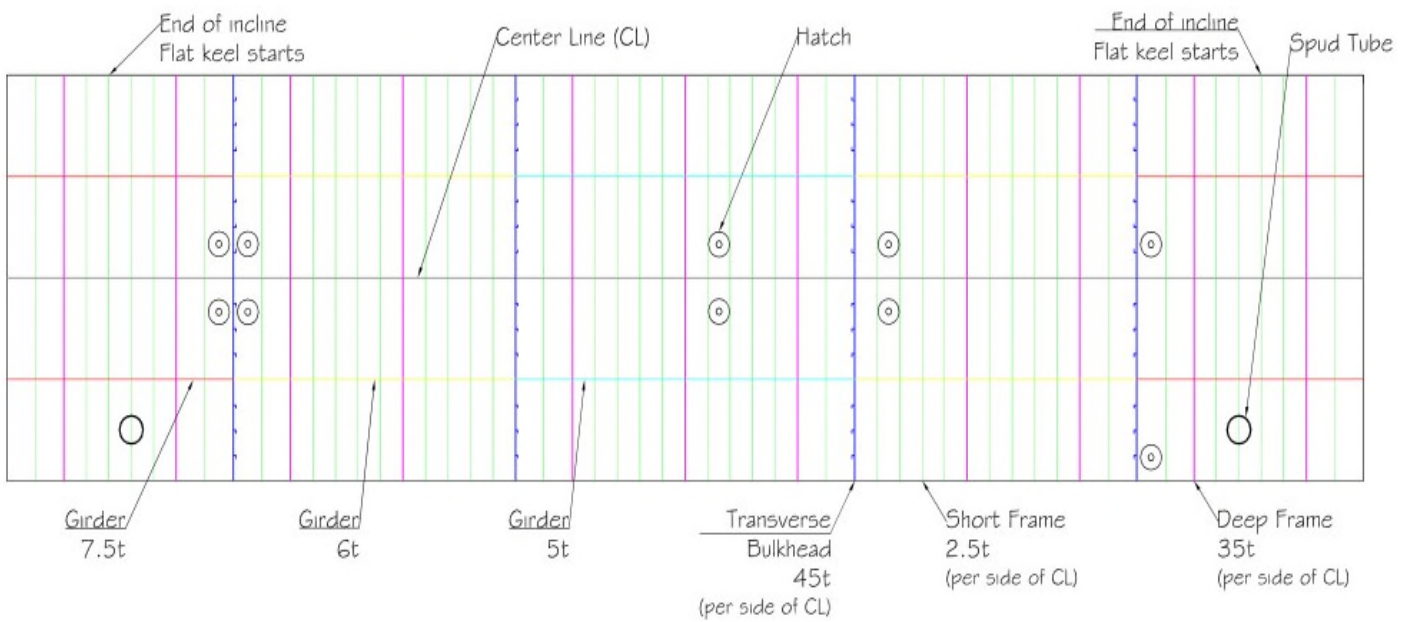
### CLASSIFICATION

Port Of London Authority Category C & D can be Loadline Exempt

### STANDARD OUTFITTINGS

4 X Double Bollards  
4 X Single Bollards  
2 x 610mm x 15m Spud Legs  
10 x Manholes Flush Mounted  
10 x Tank Compartments  
Guardrails & Safety Chains





## Elevation



[www.mstworkboats.co.uk](http://www.mstworkboats.co.uk)

**MST**  
MARINE SUPPORT THAMES

Marine Support Thames (M S T) Ltd

07973 820018

Email: [craig@mstworkboats.co.uk](mailto:craig@mstworkboats.co.uk)